

PLATE Ref. No.	PART No.	QUANTITY					STEERING		DESCRIPTION	CHANGE POINT	BULLETIN REFERENCE
		ALL	SI.	SI. Mk I	S2.	S2. Fed.	RH	LH			
	046 M 0719	1						+	Main Loom		
	A046 M 0704			1				+	Main Loom		
	054 M 0704				1				Main Loom	Up to Chassis No.	
	054 M 0704A				1				Main Loom	From Chassis No.	
	A054 M 0704A				1				Main Loom (Sweden)	From Feb. 1970	
	A036 M 6968				8				Cable Strap		
	054 M 0786					1			Loom - Brake Fail - Engine Bay		
	054 M 0785					1			Loom - Brake Fail - Facia		
	054 M 0763					1			Loom - Brake Fail and Hazard Warning	From Chassis No. 1066	
	054 M 0785					1			Loom - Brake Fail ) Dual Braking system	to	
	054 M 0786					1			Loom - Brake Fail )		
	054 M 0759				1	1			Loom - Window Lift & Radio Speakers		
	054 M 0789				1	1			Loom, Extension - Window Lift	Up to Chassis No.	
	046 M 0725				1	1			Jumper Loom - Steering Column with Lock		
	054 M 0788				1	1			Extension Loom - Window Lift	From Chassis No.	
MA.1.	050 M 0106	1							Earth Lead		
	036 M 6002	1							Battery (dry charged)		
	046 M 0046	1							Cable - Battery to Solenoid		
	026 M 0045	1							Cable - Battery to Earth		
	A026 M 0045	1							Cable - Battery to Earth		
	046 M 0039	1							Bonding Tag - Engine to Chassis		
MA.2.	046 M 6026	1	1						Starter Motor	Up to Engine No.	
	054 M 6007				1	1			Starter Motor	From Engine No.	
	A054 M 6086					1			Starter Motor		
	046 M 6051	1	1						Solenoid	Up to Engine No.	
	054 M 6008				1	1			Solenoid	From Engine No.	
	046 M 6054	1	1						Brush Set	Up to Engine No.	
12.70	054 M 6032				1	1			Brush Set	From Engine No.	

PLATE Ref: No.	PART No.	QUANTITY					STEERING		DESCRIPTION	CHANGE POINT	BULLETIN REFERENCE
		ALL	ST.	ST. Mk 1	S2.	S2. Fed.	RH	LH			
	046 M 6094	1							Ignition Coil		
MA.3.	A046 M 6094	1							Ignition Coil		
MA.4.	046 M 6055		1	1	1				Distributor (697-04)		
	A054 M 6087					1			Distributor (821-30)		
	046 M 6056	1							Distributor Cap		
	046 M 6064	1							Brush - Distributor Cap		
	046 M 6062	1							Rotor Arm		
	046 M 6066	1							Contact Plate Assembly		
	046 M 6063	1							Contact Breaker Set		
	046 M 6061	1							Washer ) Contact Breaker Retaining		
	046 M 6060	1							Clip )		
	A046 W 6068	1							Adjusting Screw		
	046 M 6088	1							Vacuum Advance Control		
	046 M 6059	1							Condensor		
MA.5.	A046 M 6116	1							Cable Set		
	046 M 6117	1							Cable, No. 1 Cylinder		
	A046 M 6117	1							Cable, No. 2. Cylinder		
	046 M 6118	1							Cable, No. 3 Cylinder		
	046 M 6119	1							Cable, No. 4 Cylinder		
	046 M 6120	1							Cable, Distributor to Coil		
MA.6.	046 M 6096	4							Sparking Plug ) Optional		
	046 M 6097	4							Sparking Plug )		
	046 M 6003								Replaced by A046 M 6003 (697-04)	Up to Engine No. 0389	
									together with:		
									1 off A046 E 6489 Pulley		
									1 off A046 M 6099 Mounting Bracket		
									1 off A046 M 6106 Bolt		
									2 off A046 M 6108 Bolt		
MA.7. 12.70	A046 M 6003	1							Alternator		

PLATE Ref: No.	PART No.	QUANTITY					STEERING		DESCRIPTION	CHANGE POINT	BULLETIN REFERENCE
		ALL	SI.	SI. Mk 1	S2.	S2. Fed.	RH	LH			
MA.8.	046 M 6099	1							Mounting Bracket, Alternator (697-04) Replaced by A046 M 6099 together with: 1 off A046 M 6106 Bolt 2 off A046 M 6108 Bolt	Upto Engine No. 0389	
	A046 M 6099	1							Mounting Bracket - Alternator (697-04) (821-30)	From Engine No. 0390 From Engine No. 0001	
	046 M 6106	1							Bolt, Alternator Mounting Bracket (697-04)	Upto Engine No. 0389	
	A046 M 6106	1							Bolt, Alternator Mounting Bracket (697-04) (821-30)	From Engine No. 0390 From Engine No. 0001	
	046 M 6108	2							Bolt, Alternator Mounting Bracket (697-04)	Upto Engine No. 0389	
	A046 M 6108	2							Bolt, Alternator Mounting Bracket (697-04) (821-30)	From Engine No. 0390 From Engine No. 0001	
	A046 W 6074	3							Washer, Alternator Mounting Bracket Bolts		
	046 M 6104	1							Bolt )		
	046 M 6101	1							Spacer - Washer )		
	A046 W 6071	1							Washer ) Alternator to Mounting Bracket		
	A046 W 6072	1							Lock Washer )		
	046 M 6107	1							Nut )		
MA.9.	046 M 6103	1							Link - Alternator Drive Belt Adjustment		
	A046 W 6076	1							Bolt (697-04) )		
	A046 W 6077	1							Bolt (821-30) )		
	A046 W 6078	2							Washer ) Alternator to		
	A046 W 6016	1							Lock Washer ) Adjusting Link		
	A046 W 6079	1							Nut )		

PLATE Ref: No.	PART No.	QUANTITY					STEERING		DESCRIPTION	CHANGE POINT	BULLETIN REFERENCE
		ALL	SI.	SI. Mk 1	S2.	S2. Fed.	RH	LH			
	A046 W 6075	1							Bolt, 8 x 30 mm. )		
	A046 W 6018	1							) Adjusting Link to Engine		
MA. 10.	046 M 6109	1							Spring Washer		
MA. 11.	036 M 1079	1							Drive Belt - Alternator		
	XUPS 0406	2							Horn - Standard		
	YUPN 040F	2							Bolt )		
	A04W 1606	2							Nut ) Horn Mounting		
	050 M 6056	1							Washer )		
	050 B 1526	1							Air Horn Set - Optional		
	XUPS 0412	4							Mounting Bracket - Air Horns		
	YUPN 040F	4							Screw )		
	A04W 1606	2							Nut ) Compressor Mounting		
	PSTS 0610	2							Washer )		
	036 B 6001	2							Screw ) Air Horn Relay Mounting		
									Nut )		
MA. 12.	046 M 6168		1	1					Flasher Unit - Indicators	Upto Chassis No. 0541	
MA. 13.	036 M 6270				1				Flasher Unit - Hazard Warning	From Chassis No.	
	036 M 6270					1			Flasher Unit - Hazard Warning	From Chassis No.	
										to	
MA. 14.	036 M 6024				1				Flasher Unit - Indicators	From Chassis No.	
	036 M 6024					1			Flasher Unit - Indicators	From Chassis No.	
										to	
MA. 16.	036 M 6300					1			Flasher Unit - Indicators	From Chassis No.	
										7001 03 0001R	
MA. 17.	036 M 6334					1			Flasher Unit - Hazard Warning	From Chassis No.	
										7001 03 0001R	
03.70											

PLATE Ref. No.	PART No.	QUANTITY					STEERING		DESCRIPTION	CHANGE POINT	BULLETIN REFERENCE
		ALL	SI.	SI. Mk 1	S2.	S2. Fed.	RH	LH			
MA.18	046 M 6000		1	1					Regulator		
	046 M 6209				1	1			Regulator (replaced by A054 M 6083)		
MA.19	A054 M 6083				1	1			Regulator	Up to Chassis No.	
	A054 M 6094				1	1			Regulator	From Chassis No.	
MA.20	050 M 6063				1	1			Relay - Alternator Field		
	PSIS 0806				4	4			Screw		
	046 B 6025				4	4			Nut (replaced by 036 B 6001)	Regulator/Relay	
	036 B 6001				4	4			Nut	Mounting	
MA.21	046 M 6002	1							Relay - Fan Motor		
MA.22	A036 M 6326					1			Relay	From Chassis No.	
	A036 M 0140					1			Earth Cable	7001030001R	
MA.23	046 M 6159	1							Fuse Box		
	036 M 6019	AR							Fuse		
	PSIS 1008	1							Screw		
	454B	1							Nut	Fuse Box Mounting	
	046 E 6347	1							Thermo Switch - Water (replaced by 046 E 6379)		
MA.24	046 E 6379	1							Thermo Switch - Water		
MA.25	046 M 6095		1	1	1				Switch - Oil Warning Lamp		
	A046 M 6095					1			Switch - Oil Warning Lamp		
	046 M 6093	1							Seal Ring - Oil Warning Lamp Switch		
MA.26	046 E 6378	1							Switch - Oil Pressure		
	046 M 6196				2				Switch - Courtesy Lamp (replaced by 036 M 6266)		
MA.27	036 M 6266				2				Switch - Courtesy Lamp		
	050 M 6006					2	2		Switch - Courtesy Lamp		
	026 M 0059	2							Gasket - Courtesy Lamp		
	036 M 6031				1				Cigar Lighter		
	036 M 6074				1				Element - Cigar Lighter		

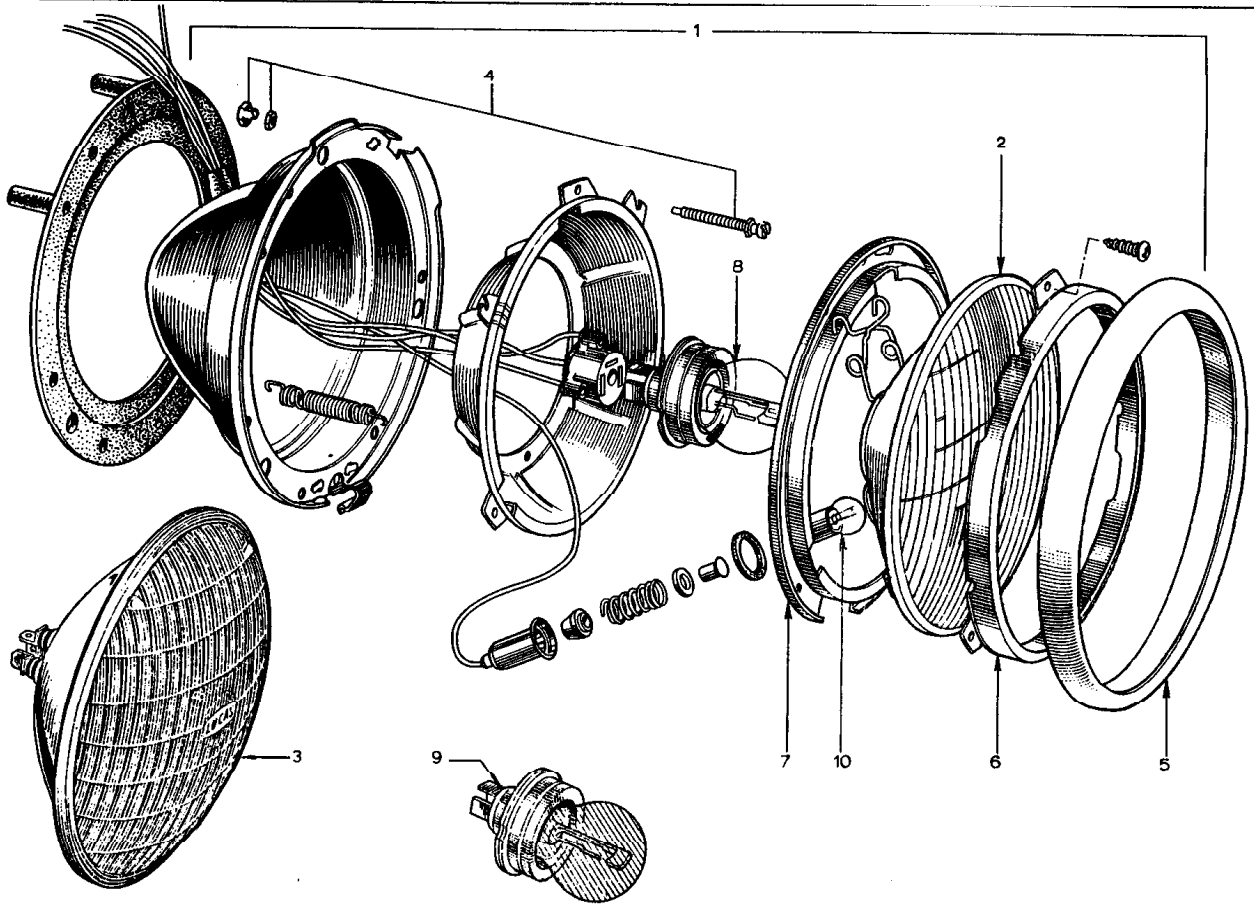


PLATE Ref: No.	PART No.	QUANTITY					STEERING		DESCRIPTION	CHANGE POINT	BULLETIN REFERENCE
		ALL	SI.	SI. Mk 1	S2.	S2. Fed.	RH	LH			
	046 M 6160	2					+		Headlamp, LH dip		
MB.1.	A054 M 6064	2					+		Headlamp, LH dip		
	046 M 6161	2						+	Headlamp, RH dip (Yellow Bulb) France only		
	036 M 6079	2						+	Headlamp, RH dip (Yellow Bulb) France only		
	036 M 6080	2						+	Headlamp, RH dip, U.S.A., Canada & Switzerland		
	036 M 6302	2						+	Headlamp, RH dip, U.S.A., Canada, Switzerland & France		
	036 M 6078	2						+	Headlamp, RH dip Switzerland & Italy		
MB.2.	036 M 6081	2					+		Light Unit, LH dip		
	046 M 6185	2						+	Light Unit, RH dip except U.S.A., Canada and Switzerland		
MB.3.	036 M 6083	2						+	Light Unit, RH dip, U.S.A., Canada & Switzerland		
MB.4.	046 M 6187	2							Trimmer Screw		
	046 M 6186	2							Headlamp Bezel		
MB.5.	036 M 6036	2							Headlamp Bezel		
MB.6.	046 M 6163	2							Headlamp Rim		
	046 M 6162	2							Gasket		
MB.7.	036 M 6044	2							Basket		
MB.8.	A036 M 6360	2							Bulb - except U.S.A., Canada, Switzerland and France		
MB.9.	A036 M 6361 (411)	2							Bulb - France only		
MB.10.	A036 M 6330 (989)	2							Bulb - except U.S.A., Canada & Switzerland		
	RSTS 1014	8							Screw )		
	036 B 6004	8							Nut ) Headlamp Mounting		



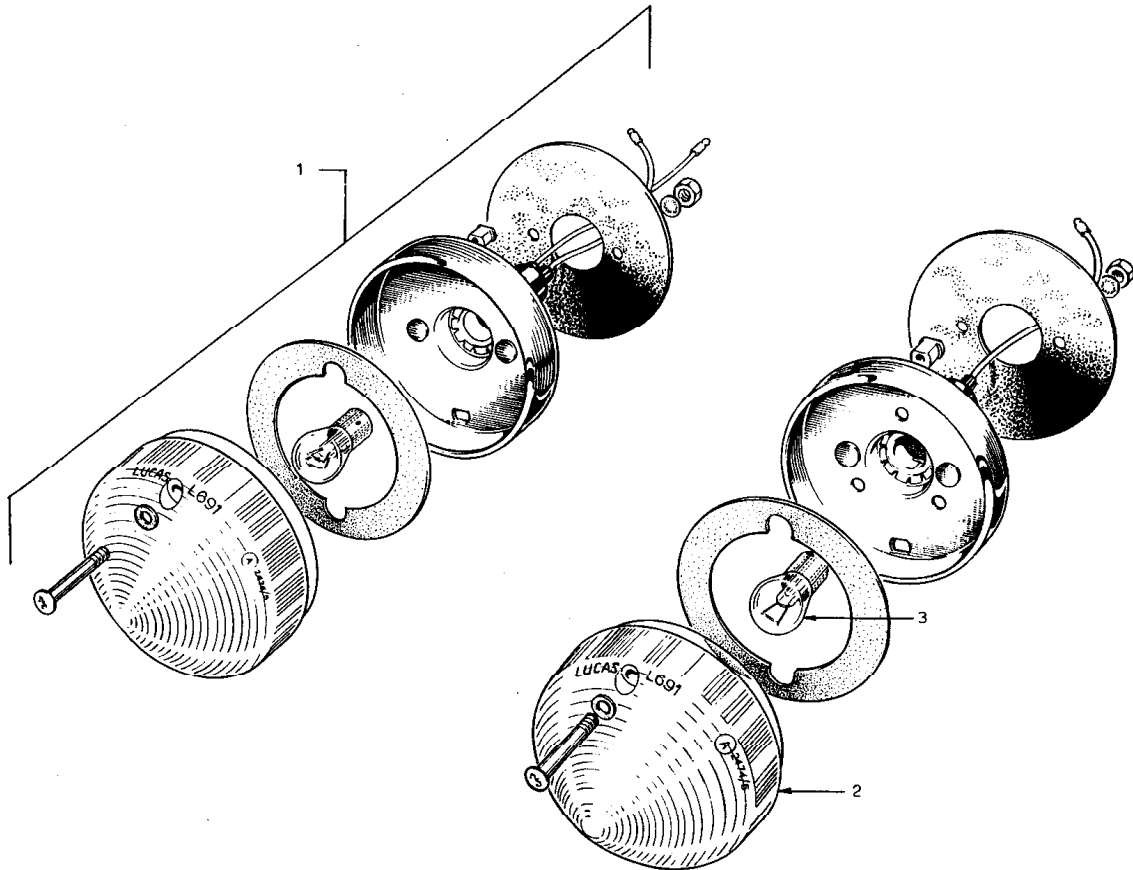


PLATE Ref: No.	PART No.	QUANTITY					STEERING		DESCRIPTION	CHANGE POINT	BULLETIN REFERENCE
		ALL	ST.	ST. Mk 1	S2.	S2. Fed.	RH	LH			
MC.1.	036 M 6252				2						
	036 M 6265				2						
	036 M 6251					2					
	036 M 6283					2					
MC.2.	A036 M 6323				2						
	A036 M 6323					2					
	A036 H 6324				2						
	A036 H 6372					2					
MC.3.	A036 M 6331 (380)				2	2					
	A036 M 6329 (382)					2					

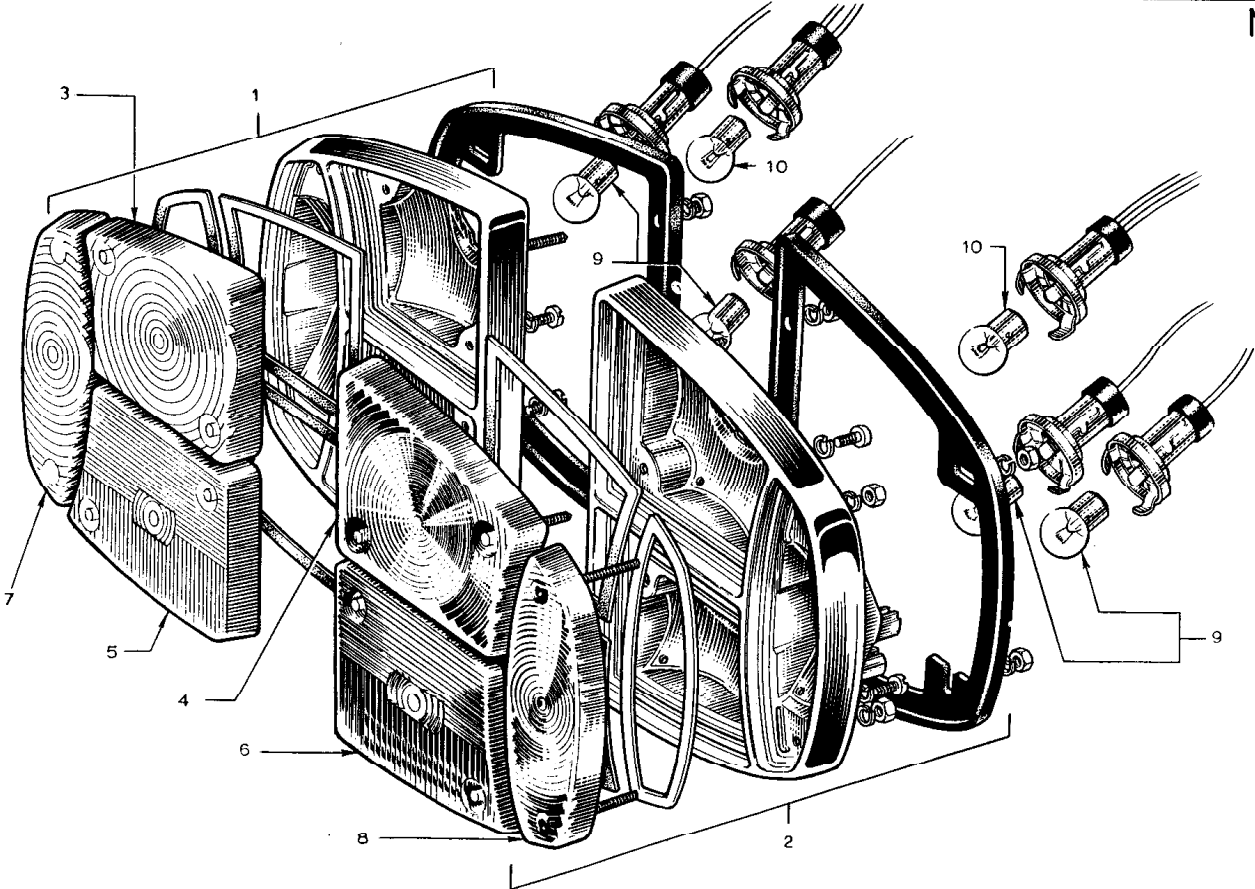
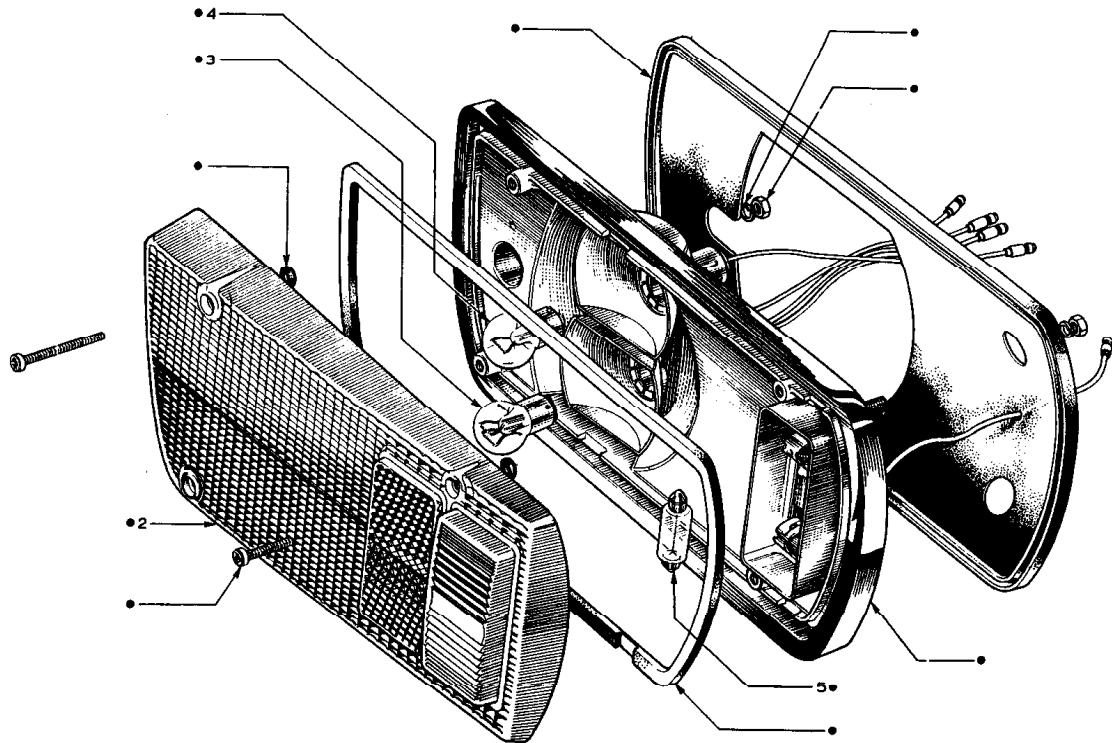


PLATE Ref: No.	PART No.	QUANTITY					STEERING		DESCRIPTION	CHANGE POINT	BULLETIN REFERENCE	
		ALL	S1.	S1. Mk 1	S2.	S2. Fed.	RH	LH				
ND.1.	046 M 6142		1	1							Rear Lamp Assembly LH	Upto Chassis No. 0541
ND.2.	046 M 6143		1	1							Rear Lamp Assembly RH	Upto Chassis No. 0541
ND.3.	046 M 6189		1	1							Lens	Upto Chassis No. 0541
ND.4.	046 M 6192		1	1							Lens	Upto Chassis No. 0541
ND.5.	046 M 6191		1	1							Lens	Upto Chassis No. 0541
ND.6.	046 M 6194		1	1							Lens	Upto Chassis No. 0541
ND.7.	046 M 6190		1	1							Lens - Indicator LH	Upto Chassis No. 0541
	046 M 6193		-	-							Replaced by 046 M 6190	
ND.8.	046 M 6190		1	1							Lens - Indicator RH	Upto Chassis No. 0541
ND.9.	A036 M 6329 (382)		4	4							Bulb	Upto Chassis No. 0541
ND.10.	A036 M 6331 (380)		2	2							Bulb	Upto Chassis No. 0541



● PART OF -1

PLATE Ref: No.	PART No.	QUANTITY					STEERING		DESCRIPTION	CHANGE POINT	BULLETIN REFERENCE
		ALL	SI.	SI. Mk 1	S2.	S2. Fed.	RH	LH			
ME.1.	050 M 6059			1	1				Rear Lamp Assembly LH	From Chassis No. 0542	
	050 M 6060			1	1				Rear Lamp Assembly RH	From Chassis No. 0542	
	050 M 6077					1			Rear Lamp Assembly LH	From Chassis No. 1066	
	A054 M 6081					1			Rear Lamp Assembly LH	to From Chassis No. 7001 03 0001R	
	050 M 6078					1			Rear Lamp Assembly RH	From Chassis No. 1066	
	A054 M 6080					1			Rear Lamp Assembly RH	to From Chassis No. 7001 03 0001R	
ME.1.	A054 M 6080					1			Rear Lamp Assembly RH	From Chassis No.	
	A054 M 6081					1			Rear Lamp Assembly LH	From Chassis No.	
	050 M 6061			1	1				Lens LH	From Chassis No. 0542	
	050 M 6062			1	1				Lens RH	From Chassis No. 0542	
	050 M 6079					1			Lens LH	From Chassis No. 1066	
	050 M 6080					1			Lens RH	From Chassis No. 1066	
	A054 M 6095					1			Lens LH	From Chassis No. 7001 03 0001 R	
	A054 M 6096					1			Lens RH	From Chassis No. 7001 03 0001 R	
	ME.3.	A036 M 6331 (380)	2						Bulb - Stop - Tail	From Chassis No. 0542	
	ME.4.	A036 M 6329 (382)	2						Bulb - Flasher	From Chassis No. 0542	
ME.5.	A036 M 6332 (272)	2							Bulb - Reverse	From Chassis No. 0542	
	XUPB 0308	6							Bolt ) Rear Lamp Mounting		
	A034 1606	6							Washer )	From Chassis No. 0542	
	036 M0427				2				Fuse Unit - West Germany only		
	A050 M 6167				2				Fuse 5 amp.		

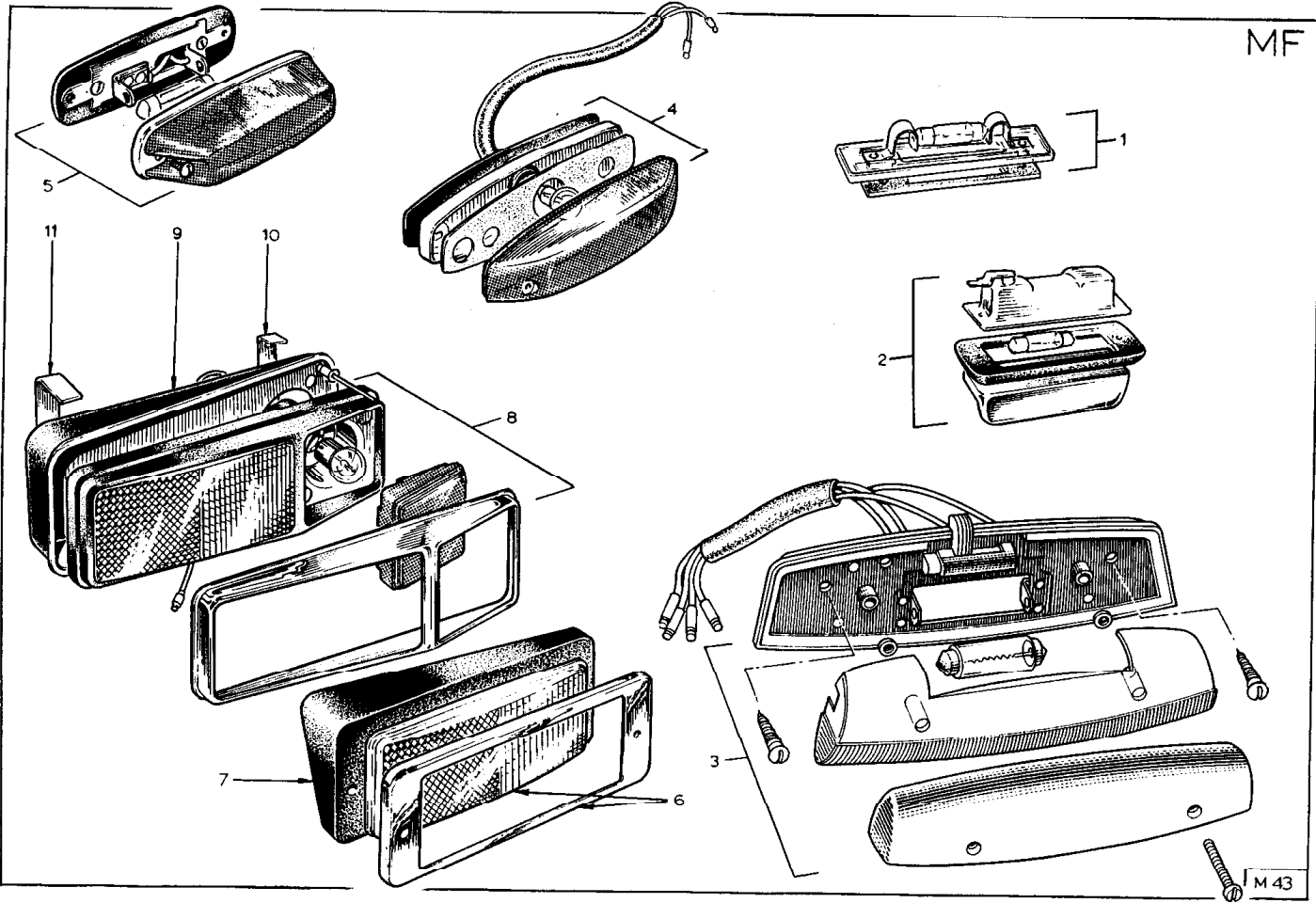
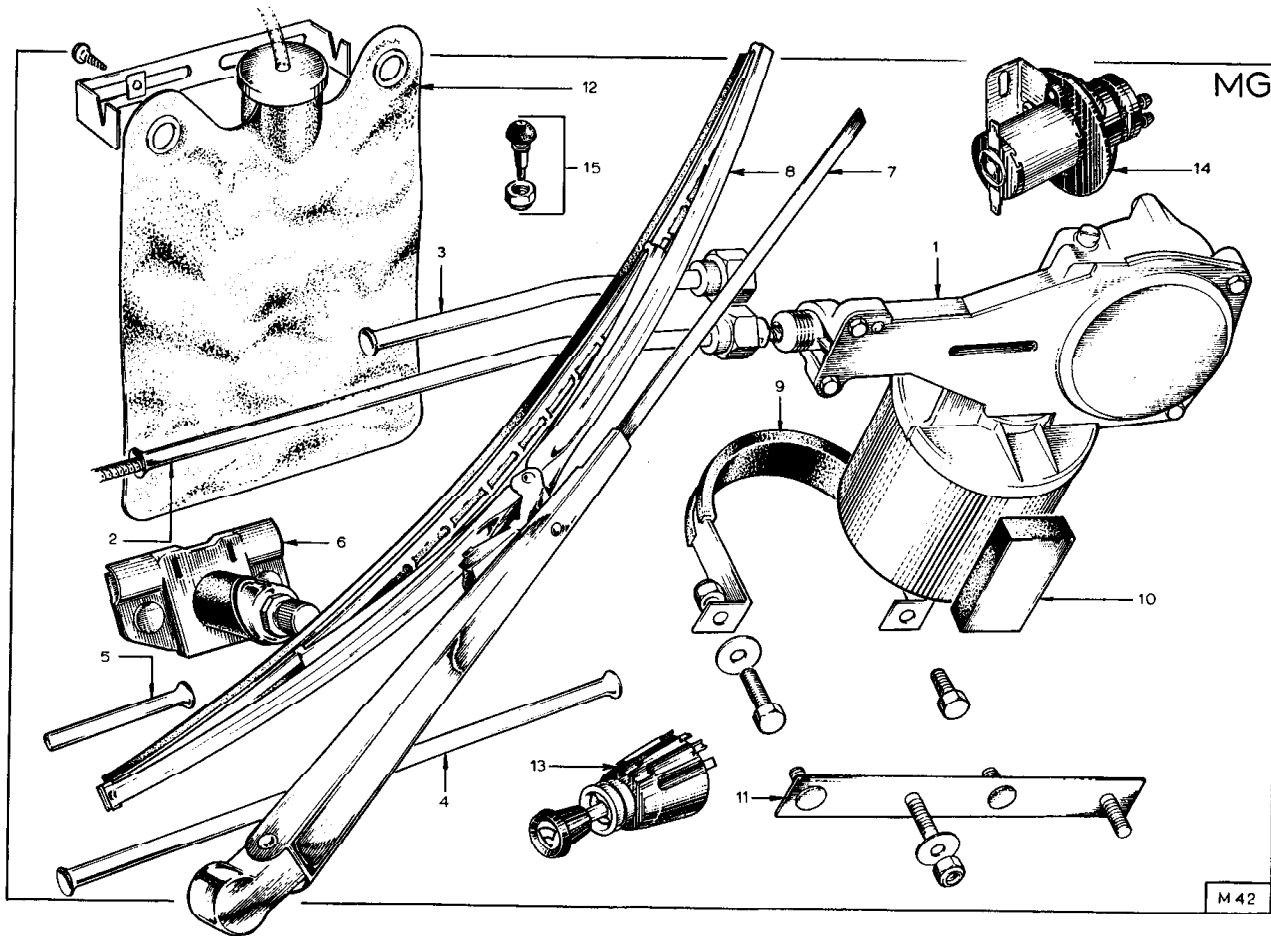


PLATE Ref. No.	PART No.	QUANTITY					STEERING		DESCRIPTION	CHANGE POINT	BULLETIN REFERENCE
		ALL	ST.	ST. Mk 1	S2.	S2. Fed.	RH	LH			
MP.1.	046 M 6144 (254)		1	1					Number Plate Lamp		
			1	1					Bulb - Number Plate Lamp		
MP.2.	036 M 6253				1	1			Number Plate Lamp		
	DSIS 0612	2							Screw )		
	036 B6001	2							Nut ) Number Plate Lamp Mounting		
MP.3.	036 M 6048		1						Interior Lamp		
	066 M 6347		1						Bulb - Interior Lamp		
	PSTS 0616		2						Screw )		
	036 B 6001		2						Nut ) Interior Lamp to Bulkhead		
MP.4.	046 M 6165		2	2					Repeater Flasher		
	050 M 6162 (504)		2	2					Bulb		
MP.5.	036 M 6001				2				Repeater Flasher		
	A036 M 6330 (898)				2				Bulb		
MP.6.	036 M 6093					2			Reflector and Bezel - Side Marker - Amber	From Chassis No.	
										to	
	036 M 6092					2			Reflector and Bezel - Side Marker - Red	From Chassis No.	
										to	
MP.7.	W 0083					2			Moulding - Reflector Mounting	From Chassis No.	
										to	
	PSTS 0620					8			Screw )		
	036 B 6001					8			Nut ) Reflector Mounting	From Chassis No.	
										to	
MP.8.	036 M 6282					2			Side Marker Lamp - Amber	From Chassis No.	
	036 M 6281					2			Side Marker Lamp - Red	From Chassis No.	
MP.9.	050 B 1852					2			Insert - Side Marker Lamp - Front	From Chassis No.	



PLATE Ref: No.	PART No.	QUANTITY					STEERING		DESCRIPTION	CHANGE POINT	BULLETIN REFERENCE
		ALL	ST.	ST. MK T	S2.	S2. Fed.	RH	LH			
MP.10.	A050 B 1853					2			Mounting Bracket - Front, Side Marker Lamp )	From Chassis No.	
	A050 B 1854					2			Mounting Bracket - Rear, Side Marker Lamp )	Insert to	From Chassis No.
						8			'Pop' Rivet )	Body	
	054 M 0126					2			Earth Lead		From Chassis No.
	A036 M 6330 (989)					2			Bulb - Side Marker Lamp		From Chassis No.



MG

M 42

PLATE Ref: No.	PART No.	QUANTITY					STEERING		DESCRIPTION	CHANGE POINT	BULLETIN REFERENCE
		ALL	SI.	SI. Mk 1	S2.	S2. Fed.	RH	LH			
MG.1.	046 M 6150		1	1					Windscreen Wiper Motor		
	054 M 6041				1				Windscreen Wiper Motor		
	054 M 6041					1			Windscreen Wiper Motor	Up to Chassis No. 1456	
	054 M 6042					1			Windscreen Wiper Motor	From Chassis No. 1457	
MG.2.	046 M 6154		1	1					Bundy - Motor to Wheelbox		
	054 M 0003				1				Bundy - Motor to Wheelbox		
MG.3.	054 M 0003					1			Bundy - Motor to Wheelbox	Up to Chassis No. 1456	
	A054 M 0010					1			Bundy - Motor to Wheelbox	From Chassis No. 1457	
MG.4.	A054 M 0011					1			Bundy - Wheelbox to Wheelbox	From Chassis No. 1457	
MG.5.	046 M 6155	1							Bundy - Over-run		
	025 M 0012	1							Bundy - Over-run		
MG.6.	046 M 6156		1	1					Wheelbox Assembly		
	036 M 6151		1	1	1				Wheelbox Assembly		
	036 M 6151					1			Wheelbox Assembly	Up to Chassis No. 1456	
	054 M 6056					2			Wheelbox Assembly	From Chassis No. 1457	
MG.7.	046 M 6177		1	1	1				Wiper Arm		
	046 M 6177					1			wiper Arm	Up to Chassis No. 1456	
	054 M 6035					1			Wiper Arm LH	From Chassis No. 1457	
	054 M 6036					1			Wiper Arm RH	From Chassis No. 1457	
MG.8.	046 M 6178		1	1	1				Wiper Blade		
	A036 M 6379					1			Wiper Blade (was 046 M 6178, then A054 M 6090)	Up to Chassis No. 1456	
	054 M 6037					2			Wiper Blade	From Chassis No. 1457	
MG.9.	046 M 6155	1							Mounting Bracket - Wiper Motor		
	RUPS 0406		2	2					Screw )		
	LO4W 0000		2	2					Washer ) Wiper Motor to Body		
	A04W 0906		2	2					Washer )		

PLATE Ref: No.	PART No.	QUANTITY					STEERING		DESCRIPTION	CHANGE POINT	BULLETIN REFERENCE
		ALL	SI.	SI. Mk 1	S2.	S2. Fed.	RH	LH			
	XUPB 0408				1				Screw )		
	XUPB 0408					1			Screw )	Up to Chassis No. 1456	
	XUPB 0416				1				Screw )		
	XUPB 0416				1				Screw ) Wiper Motor to Body	Up to Chassis No. 1456	
	A04W 1606				2				Washer )		
	A04W 1606				2				Washer )	Up to Chassis No. 1456	
	YUPN 040P				2				Nut )		
	YUPN 040P				2				Nut )	Up to Chassis No. 1456	
MG. 10.	046 M 6152	1							Mounting Pad		
MG. 11.	054 M 1677				1				Mounting Bracket - Wiper Motor	From Chassis No. 1457	
	A04W 0904				2				Washer ) Mounting Bracket to Bulkhead	From Chassis No. 1457	
	YUPN 040P				2				Nut )		
MG. 12.	046 B 6009	1							Washer Bag	Up to Chassis No.	
	046 B 6134	1							Washer Bag	From Chassis No. to	
	A036 B 6160	1							Washer Bag	From Chassis No.	
	A036 B 6161	1							Washer Bag Top with Valve Assembly	From Chassis No.	
	A036 B 6162	1							Mounting Bracket - Washer Bag	From Chassis No.	
	PSTS 0608	2							Screw ) Mounting Bracket to Bulkhead		
	036 B 6001	2							Nut )		
	A036 B 6173	1							Tube - Bag to pump	From Chassis No.	
	A054 M 6057	1							Tube - Pump to Jet/'T' Piece	From Chassis No.	
MG. 13.	050 M 0123				1	1			Switch - Wiper/Washer Pump		
	054 M 6052				1				Switch - Wiper/Washer Pump (Sweden) from Feb. 1970		
	A054 M 6067				1	1			Knob - Switch		

PLATE Ref: No.	PART No.	QUANTITY					STEERING		DESCRIPTION	CHANGE POINT	BULLETIN REFERENCE
		ALL	ST.	ST. Mk 1	S2.	S2. Fed.	RH	LH			
MG. 14.	036 M 6284				1				Washer Pump (Sweden)	From Feb. 1970	
	046 B 6010		1	1	1			Jet - Washer (replaced by 046 B 6206)			
	046 B 6206		1	1	1	1		Jet - Washer (replaced by 036 B 6085)			
MG. 15.	036 B 6085					1		Jet - Washer	Up to Chassis No. 1456		
	054 M 6040					2		Jet - Washer			
	046 M 6207					1		'T' Piece (replaced by 054 M 6053)			
	054 M 6053					1		'T' Piece			
	054 M 6055					2		Tube - 'T' piece to Hose			

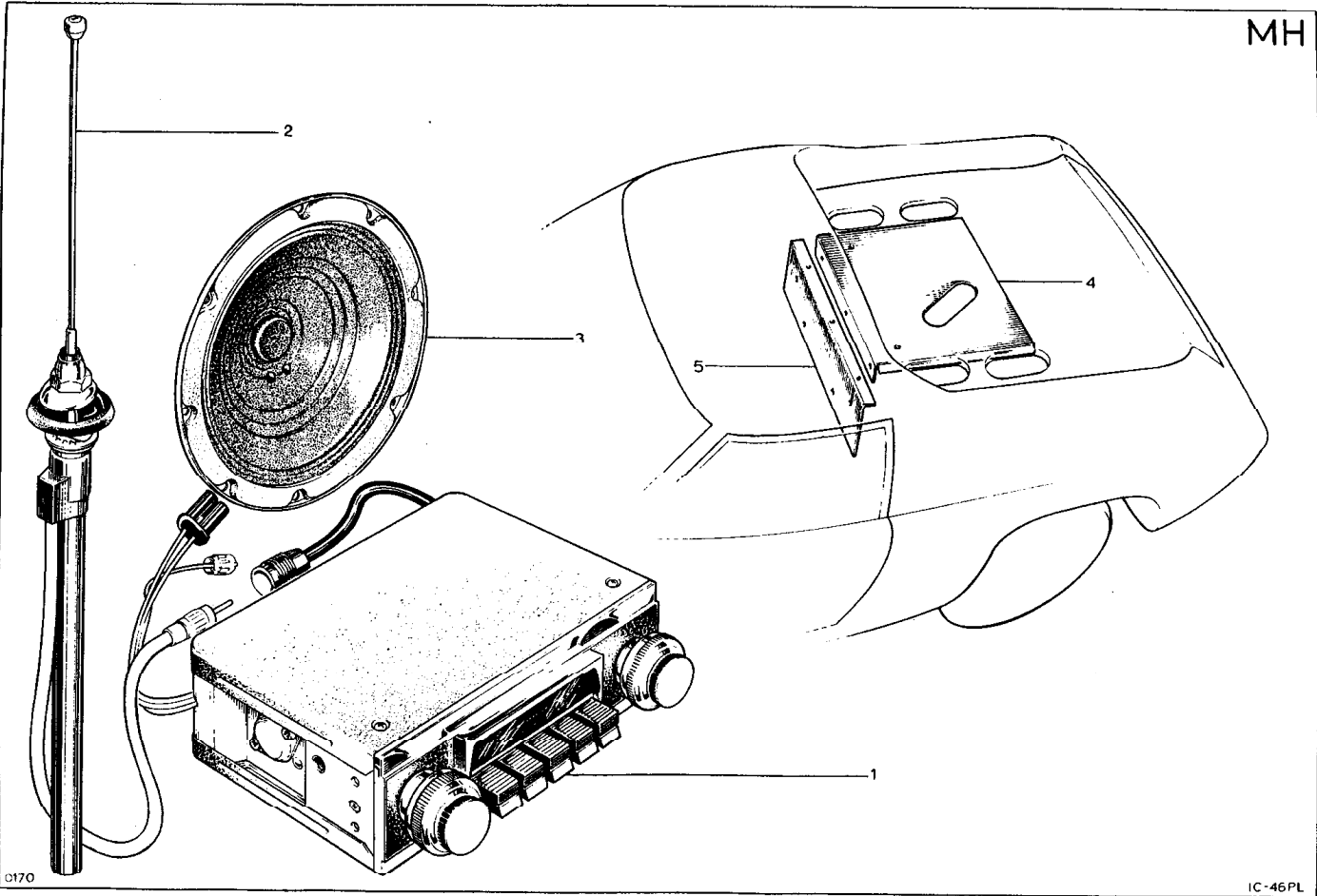


PLATE Ref: No.	PART No.	QUANTITY					STEERING		DESCRIPTION	CHANGE POINT	BULLETIN REFERENCE
		ALL	ST.	ST. Mk 1	S2.	S2. Fed.	RH	LH			
	046 B 6034		-	-							
	046 B 6035		-	-							
NH.1.	054 M 6039		1	1	1					Service III 1969/28	
	054 M 6040					1		Radio Receiver			
MH.2.	054 M 6047				1	1		Aerial			
MH.3.	054 M 6046				1	1		Speaker - Radio			
NH.4.	054 M 0110				1	1		Suppression Plate			
MH.5.	054 M 0111				1	1		Suppression Plate			
	XUPB 0432				2	2		Bolt )			
	A04W 0904				4	4		Washer )	Suppression Plate to Bulkhead		
	YUPN 040P				2	2		Nut )			
	054 M 6148	1							Fitting and Suppression Kit		

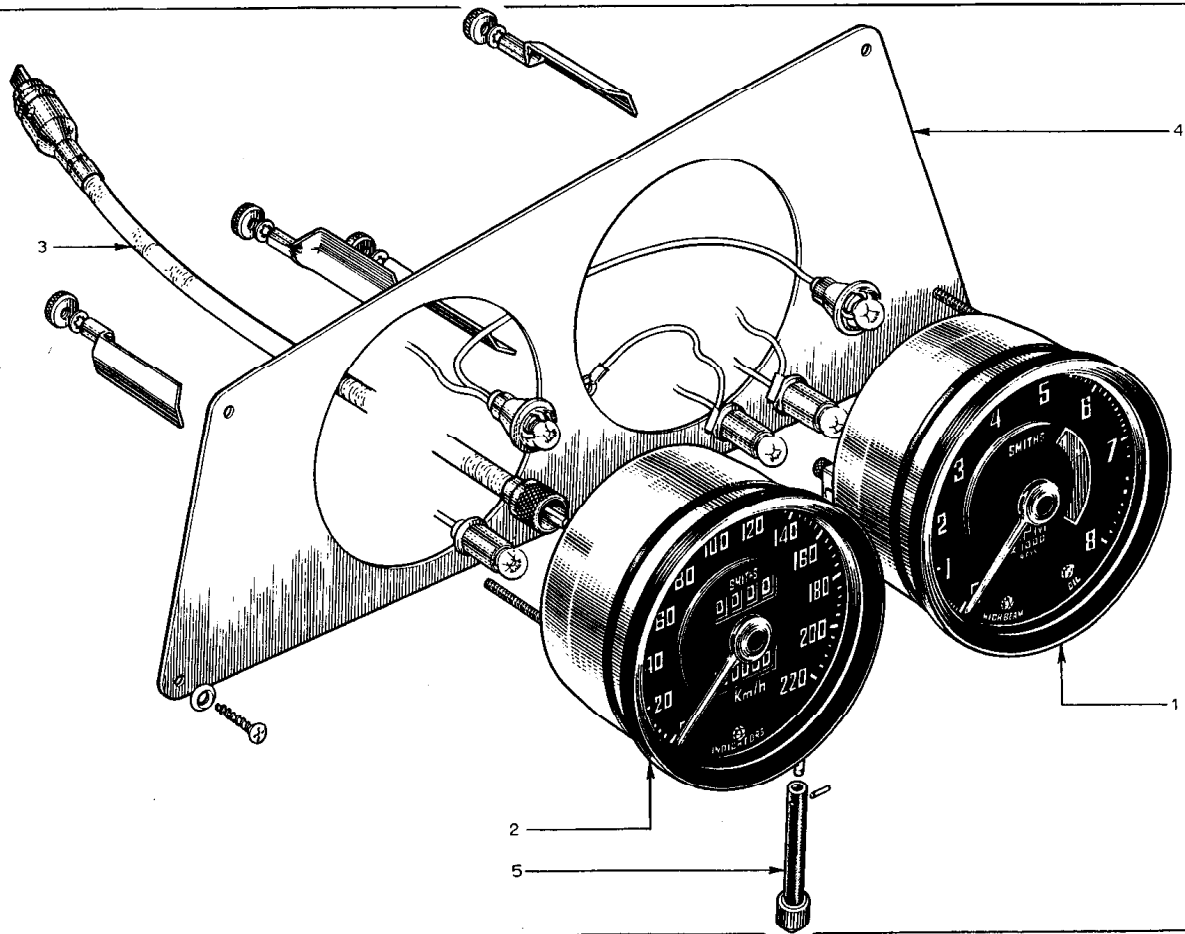




PLATE Ref: No.	PART No.	QUANTITY					STEERING		DESCRIPTION	CHANGE POINT	BULLETIN REFERENCE
		ALL	SI.	SI. Mk 1	S2.	S2. Fed.	RH	LH			
NJ.1.	046 N 6004		1	1					Tacometer		
NJ.2.	046 N 6006		1	1					Speedometer - kph		
	046 N 6005		1	1					Speedometer - mph		
NJ.3.	046 N 6007	1							Speedometer Cable		
NJ.4.	046 B 0237		1					+	Facia - Instrument Panel		
	A046 B 0237			1				+	Facia - Instrument Panel		
	KSTS 0612		4						Screw ) Facia Mounting		
	W 0092		4						'Cup' Washer )		
	036 M 6291 (987)	2							Bulb 12v 2.2v		
NJ.5.	046 N 6011		1	1					Speedometer Trip Cable		

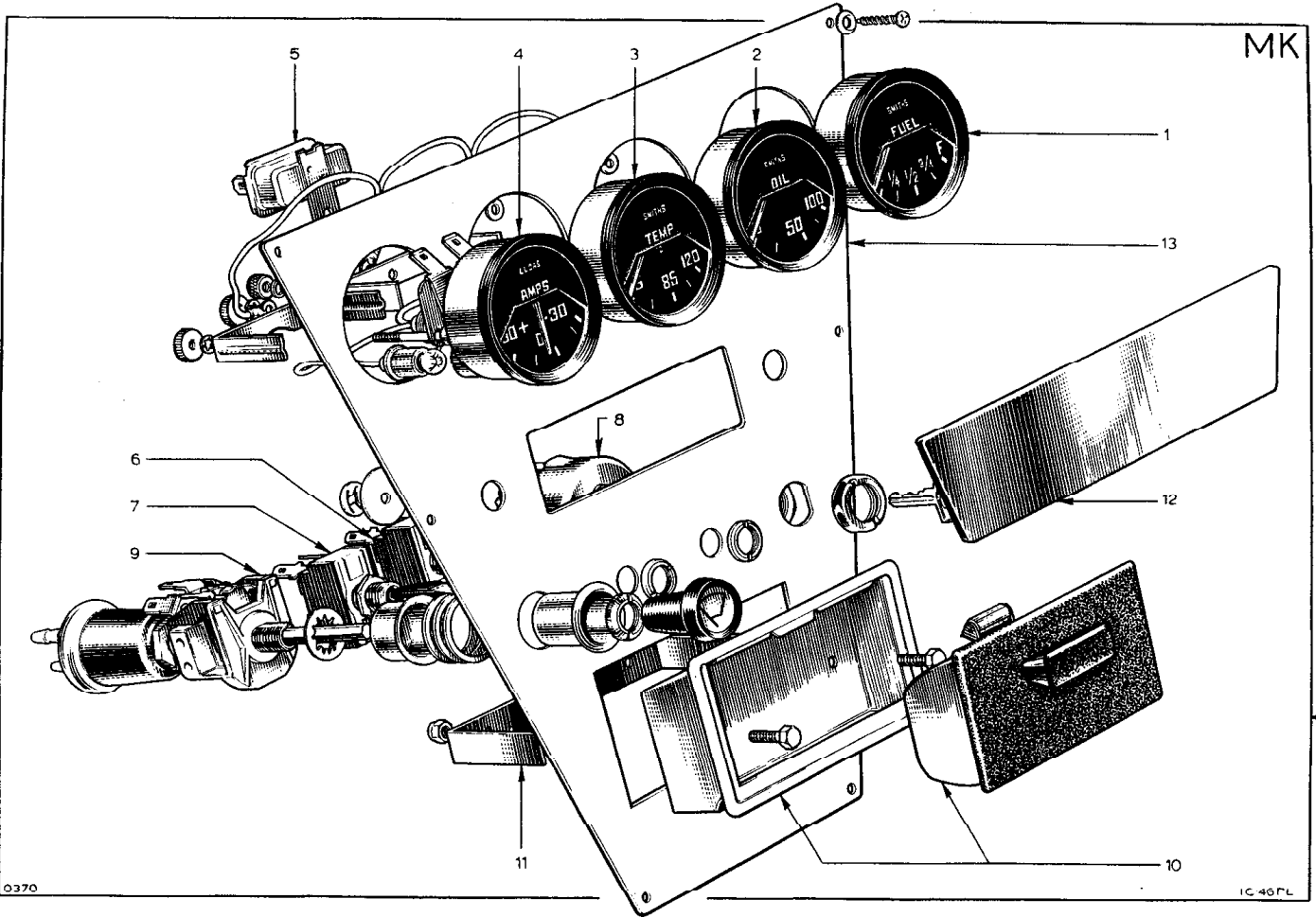


PLATE Ref: No.	PART No.	QUANTITY					STEERING		DESCRIPTION	CHANGE POINT	BULLETIN REFERENCE
		ALL	ST.	ST. Mk 1	S2.	S2. Fed.	RH	LH			
MK.1.	046 N 6000		1	1					Gauge - Fuel		
MK.2.	046 N 6001		1	1					Gauge - Oil Pressure		
MK.3.	046 N 6002		1	1					Gauge - Water Temperature		
MK.4.	046 N 6008		1	1					Gauge - Ammeter		
	036 M 6291 (987)		4	4					Bulb 12v 2.2w		
MK.5.	046 N 6003		1	1					Instrument Stabiliser		
MK.6.	046 M 6147		1	1					Switch - Heater Fan		
MK.7.	046 M 6146		1	1					Switch - Main Lights		
MK.8.	046 M 6158		1	1					Ignition Switch		
MK.9.	046 M 6170		1	1					Switch - Wiper/Wash		
	046 M 6171		1	1					Nut )		
	046 M 6172		1	1					Sleeve ) Wiper/Wash Switch to Facia		
	A054 M 6067	1							Knob - Wiper/Wash Switch to Facia		
MK.10.	046 B 6036		1	1					Ashtray		
	054 B 6014				1	1			Ashtray		
MK.11.	046 B 0560		1	1					Mounting Bracket - Ashtray		
	PSTS 0608		2	2					Screw )		
	PSTS 0606				2	2			Screw ) Ashtray Mounting		
	036 B 6001		2	2					Nut )		
	054 B 6015				2	2			Nut )		
MK.12.	046 B 6017		1	1					Blanking Panel - Radio		
MK.13.	046 B 4074		1	1					Instrument Console.		
	KSTS 0612		6	6					Screw )		
	W 0092		6	6					'Cup' Washer ) Instrument Console Mounting		
03.70											

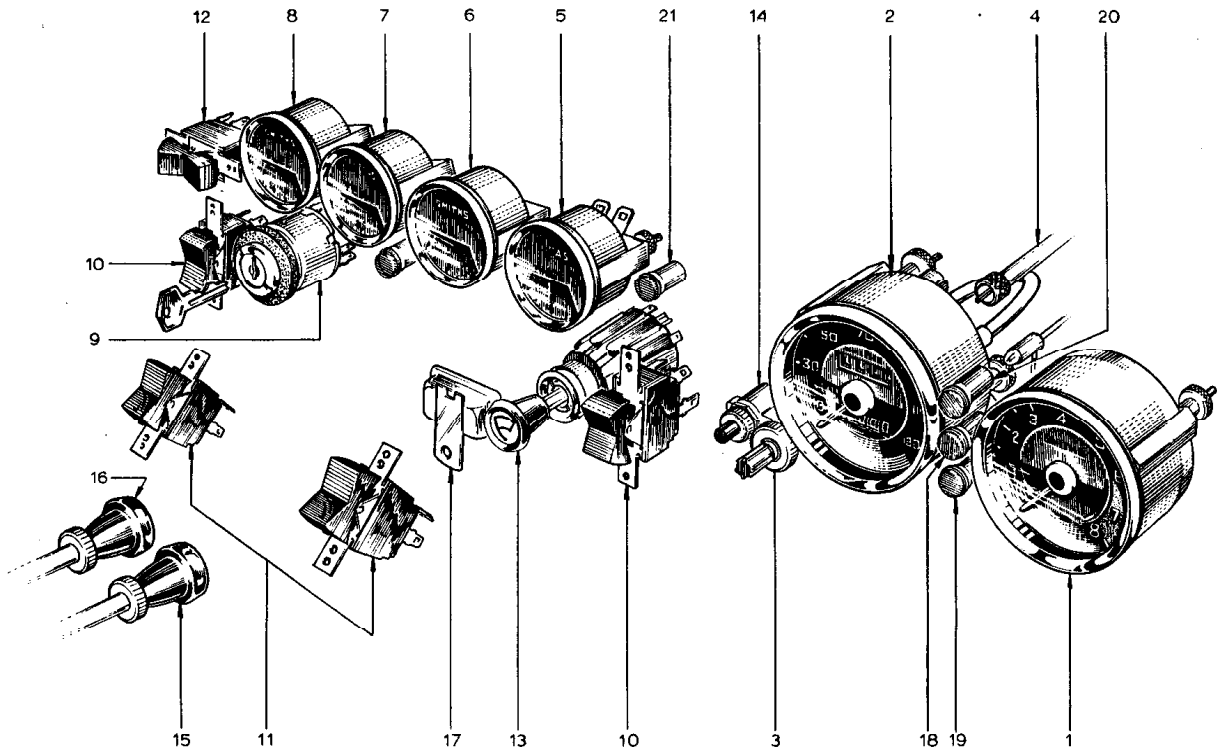


PLATE Ref: No.	PART No.	QUANTITY					STEERING		DESCRIPTION	CHANGE POINT	BULLETIN REFERENCE
		ALL	ST.	ST. Mk 1	S2.	S2. Fed.	RH	LH			
ML.1.	054 N 6001				1	1			Tachometer		
ML.2.	054 N 6002				1	1			Speedometer mph		
	054 N 6003				1			+	Speedometer kph		
ML.3.	054 N 6009				1	1			Speedometer Trip Cable		
ML.4.	046 N 6007	1							Speedometer Cable		
ML.5.	054 N 6004				1	1			Gauge - Ammeter		
ML.6.	054 N 6006				1	1			Gauge - Oil Pressure		
ML.7.	054 N 6005				1	1			Gauge - Water Temperature		
ML.8.	054 N 6007				1	1			Gauge - Fuel		
ML.9.	036 B 6045				1				Ignition Switch		
	036 B 6045					1			Ignition Switch		Up to Chassis No.
	050 B 6455					1			Blank - Ignition Switch Hole		From Chassis No. 7001 03 0001R
ML.10.	054 N 6002				2	2			Switch - Heater Fan/Main Lights		
ML.11.	036 N 6097				2				Switch - Window Lift		
	036 N 6290					2			Switch - Window Lift		
ML.12.	036 N 6094				1				Switch - Blanking		
	036 N 6095				1				Switch - Hazard Warning	) (Germany, Italy, ) Switzerland & Japan)	Up to Chassis No.
	036 N 6271				1	1			Switch - Hazard Warning		From Chassis No.
	A036 N 6336					1			Switch - Hazard Warning		From Chassis No. 7001 03 0001R
ML.13.	050 M 0123				1	1			Switch - Wiper/Washer Pump		Up to Chassis No.
	A050 M 6052				1	1			Switch - Wiper/Washer		From Chassis No.
ML.14.	036 M 6089					1			Switch - Test, Brake Fail Lamp		
	0 054 B 0038				1	1			Cable - Choke		
ML.15.	A054 B 0038				1	1			Cable - Choke		
	054 B 0037				1	1			Cable - Heater		
ML.16.	A054 B 0037				1	1			Cable - Heater		

PLATE Ref: No.	PART No.	QUANTITY					STEERING		DESCRIPTION	CHANGE POINT	BULLETIN REFERENCE
		ALL	SI.	SI. Mk 1	S2.	S2. Fed.	RH	LH			
ML. 17.	050 M 6096				1	1			Voltage Stabiliser		
ML. 18.	036 M 6278				1	1			Warning Lamp - Direction Indicator		
ML. 19.	036 M 6277				1	1			Warning Lamp - Oil		
ML. 20.	036 M 6279				1	1			Warning Lamp - High Beam		
ML. 21.	036 M 6277				1				Warning Lamp - Hazard		
	036 M 6277					1			Warning Lamp - Hazard		
	A050 M 0151					1			Warning Lamp - Hazard	Upto Chassis No.	
	036 M 6277					1			Warning Lamp - Hazard	From Chassis No.	
	036 M 6291 (987)	AR							Warning Lamp - Brake Fail	7001 03 000'R	
	050 M 6130 (281)	AR							Bulb - Instruments		
	036 B 6114				2				Bulb - Warning Lamps		
									Blanking Plug		